

If you are not a member of The Church of Jesus Christ of Latter-day Saints, please follow these instructions to complete the endorsement requirement of the ELC application.

1. Go to [The Church of Jesus Christ of Latter-day Saints](https://id.churchofjesuschrist.org) website or <https://id.churchofjesuschrist.org> and click on “Sign Up”.

THE CHURCH OF  
JESUS CHRIST  
OF LATTER-DAY SAINTS

---

## Sign In

Username

☐ Remember me

Next

[I forgot my username or password.](#)

---

Don't have an account? [Sign up](#)

2. Click on the down arrow to select your country.

## Create Account

☒ Location ☐ Account ☐ Membership ☐ User

The Church of Jesus Christ of Latter-day Saints is a world religion, not only because its members are found throughout the world, but also because it seeks to share God's message of truth with the entire world.

To comply with International Privacy Laws, please select your location below.

Location

United States

Next

3. Create a username and password, re-enter password then click "Next".

## Create Account

☒ Location ☒ Account ☐ Membership ☐ User

Create Username

newstudent1

Create Password ?

.....

Re-Enter Password

.....

Back

Next

4. At the bottom of the website page click, "I am not a member of The Church of Jesus Christ of Latter-Day Saints" then click Next.

## Create Account

✓ Location   ✓ Account   ✓ Membership   User

If your Membership Record Number (MRN) is tied to your Church Account, you will have access to your local unit Directory and Calendar, have any online Donations submitted to your local unit, and receive Church Communications.

Not providing your Membership Record Number (MRN) may limit access to some Church resources and tools. You can continue this registration, but you will need to add your MRN later to have access to more Church resources and tools.

Membership Record Number (MRN) ?

Birth Date

|     |       |      |
|-----|-------|------|
| Day | Month | Year |
|-----|-------|------|

Search

☒ I am NOT a member of The Church of Jesus Christ of Latter-day Saints.

Back

Next

5. Enter all names and surnames as written on your passport. Select age range and enter location. From the pull down menu, select your country phone location then type your complete phone number. Click Next

# Create Account

☒ Location ☒ Account ☒ Membership ☐ User

## Contact Information

|  |   |
|--|---|
| First Name   | Last Name   |
| <input type="text" value="First and Middle Name"/> | <input type="text" value="All Last Names or Surnames"/> |
| Age Range  |   |
| <input type="text" value="13 and Over"/>           |   |

## Recovery and Communication Options

Please provide at least one option to use for recovering your username, resetting your password, and receiving system notifications. Email address may also be used for official Church communications. Standard text message rates apply.

|   |  |
|---|--|
| Email   |  |
| <input type="text" value="your email address"/>                 |  |
| Mobile Phone Location   | Mobile Phone   |
| <input type="text" value="Select Your Country Phone Location"/> | <input type="text" value="Your Phone Number - All Numbers, Including Country Code"/> |

☒ I agree to the [Terms of Use \(Updated 2021-04-13\)](#) and have read the [Privacy Notice \(Updated 2021-04-06\)](#).

|                                     |                                     |
|-------------------------------------|-------------------------------------|
| <input type="button" value="Back"/> | <input type="button" value="Next"/> |
|-------------------------------------|-------------------------------------|



- Go to your email account and open the email sent by Church Account, [account@mail.churchofjesuschrist.org](mailto:account@mail.churchofjesuschrist.org) and click on the “Complete Registration” prompt. If you cannot find the email in your inbox, check your spam folder.
- You will also need to confirm your phone number. A verification **code** will be sent to your phone via text (SMS). **You must enter the verification code as the last step to complete the process in the box, “Enter the code below”.**

---

Success! Your email address has been verified.

You must verify your mobile phone number for Account Recovery

---

#### Mobile Phone

1 Check your mobile phone \*\*\*[REDACTED] for a text message (SMS) with a verification code. The code sent will expire in 20 minutes.

2 Enter the code below

Verify

 Send me a New SMS Code

Sign In

**Once you have created the account, you will need to start the endorsement process.**

#### Endorsement Process:

You will need to go to the following website first to agree to the honor code:

<https://commtech.byu.edu/auth/honor/>

8. Log in using your Net ID (username) and password. Click "NEXT" to proceed to the BYU Honor Code.

## Honor Code

Brigham Young University is founded, supported, and guided by the Church of Jesus Christ of Latter-day Saints. Like all universities, BYU has standards of conduct for which students commit to follow as part of their decision to attend that university. BYU's standards of conduct help to accomplish the CES mission to build disciples of Jesus Christ. Students agree to abide by university standards in the following areas:

- The Church Educational System Honor Code
- Academic Honesty
- Student Housing
- Dress and Grooming Principles and Expectations
- Same Sex Romantic Behavior
- Student Standing and Ecclesiastical Endorsements

In the following module, you will be guided through a series of slides that will review the CES Honor Code as well as related university policies to which you are voluntarily agreeing to abide as part of your choice to attend BYU. You agree to abide by these standards on and off campus including between semesters/terms.

Those individuals who are not members of The Church of Jesus Christ of Latter-day Saints are expected to maintain the same standards of conduct, with the exception of church attendance and deepening faith.

NEXT

9. You will need to click on each Honor Code policy, Academic Honesty, Student Housing, Dress and Grooming Principles and Expectations, Same Sex Romantic Behavior and Student Standing and Ecclesiastical Endorsements. Once you have reviewed each policy, you will need to put a check mark on *"I have reviewed the information contained in the links above and agree to follow these university policies."* Click NEXT to proceed.

## Selected Campus Policies

University leadership, including the Church Educational System Commissioner's Office, has provided clarifications and related policies that are part of the Honor Code commitment.

- Academic Honesty
- Student Housing
- Dress and Grooming Principles and Expectations
- Same Sex Romantic Behavior
- Student Standing and Ecclesiastical Endorsements

☒ I have reviewed the information contained in the links above and agree to follow these university policies.

NEXT

10. You will need to review the Church Educational System Honor Code. After you have reviewed the information, you will need to mark the box if you understand the Honor Code and the related policies and standards. Click NEXT.

**BYU** Honor Code

### Church Educational System Honor Code

The Church Educational System (CES) is sponsored by The Church of Jesus Christ of Latter-day Saints (Church) and directed by the Church Board of Education/Boards of Trustees, with the mission to develop disciples of Jesus Christ who are leaders in their homes, the Church, and their communities.

The CES Honor Code helps to accomplish the CES mission to build disciples of Jesus Christ. As faculty, administration, staff, and students voluntarily commit to conduct their lives in accordance with the principles of the gospel of Jesus Christ, they strive to maintain the highest standards in their personal conduct regarding honor, integrity, morality, and consideration of others. By accepting appointment, continuing in employment, being admitted, or continuing enrollment, each member of the campus communities personally commits to observe the CES Honor Code approved by the Board of Trustees:

- Maintain an Ecclesiastical Endorsement, including striving to deepen faith and maintain gospel standards
- Be honest
- Live a chaste and virtuous life, including abstaining from sexual relations outside marriage between a man and a woman. Living a chaste and virtuous life also includes abstaining from same-sex romantic behavior
- Abstain from alcoholic beverages, tobacco, tea, coffee, vaping, marijuana, and other substance abuse
- Participate regularly in Church services
- Respect others, including the avoidance of profane and vulgar language
- Obey the law and follow campus policies, including the CES Dress and Grooming standards
- Encourage others in their commitment to comply with the Honor Code and Dress and Grooming standards

☒ I understand the Honor Code and the related policies and standards of BYU and that my obligation is to live all aspects of the Honor Code and the related policies and standards, both on and off campus and between semesters/terms.

NEXT

11. You will now be able to start the endorsement process. Click START ENDORSEMENT.

**BYU** Honor Code

### Church Educational System Honor Code

Now that you have committed to live by the CES Honor Code and follow university policies, to request an ecclesiastical endorsement, click the link below to get started.

START ENDORSEMENT

12. You will need to link your church account (The Church of Jesus Christ of Latter-Day Saints) with your BYU account. Click on the [myaccount.byu.edu](https://myaccount.byu.edu) link.

# Welcome to the BYU Endorsement System

## I need an ecclesiastical endorsement to:

Please select the option that best describes you.

- ☐ Apply to BYU (including Salt Lake Community College)
- ☐ Complete my mission deferment
- ☐ Apply for graduation from BYU
- ☐ Continue enrollment at BYU
- ☐ For another reason, not listed above.

BEGIN

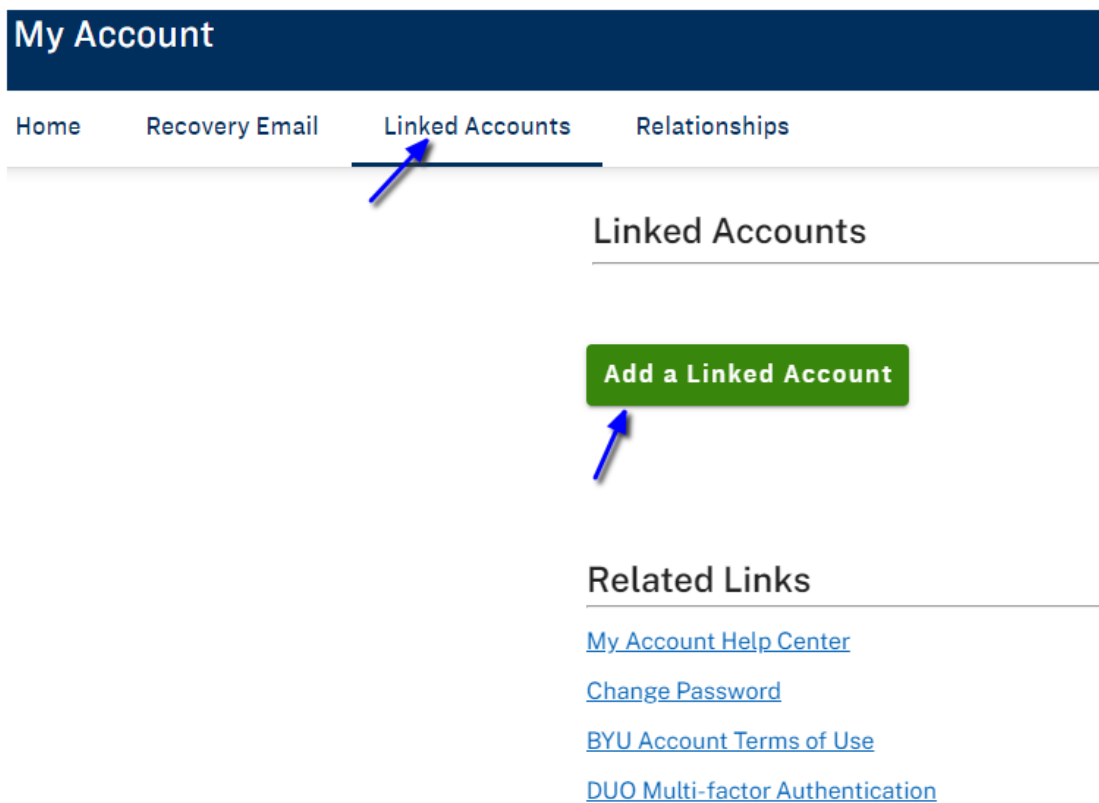
### ⚠ Account Not Federated

Your Church account is not federated with your BYU account. Please federate to complete an Endorsement request by going to [myaccount.byu.edu](https://myaccount.byu.edu)

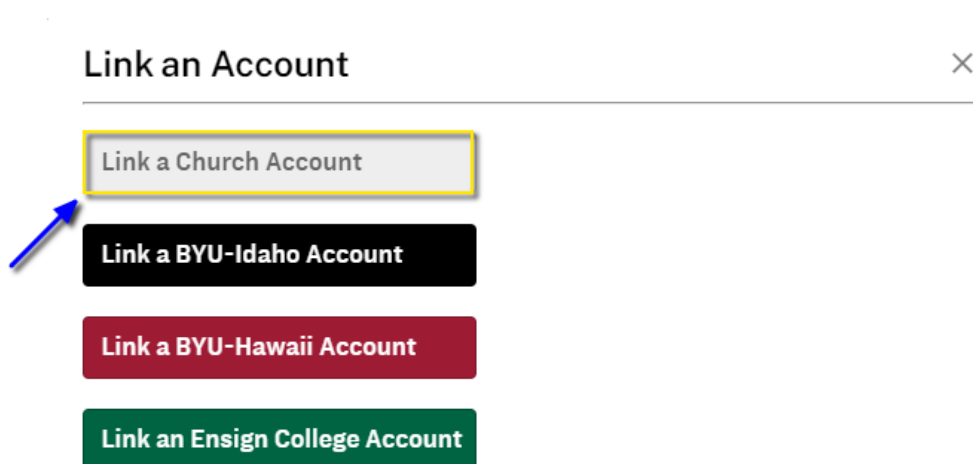
MYACCOUNT

13. You will be directed to another screen where you will be able to link the church account and BYU account. From the top menu select "Linked Accounts". Click on the green tab, "Add a Linked Account".





14. Click on “Link a Church Account”.



15. Review the Terms of Use. If you agree, click on the blue tab, “**Acknowledge and Agree**”.

## Terms of Use



Brigham Young University ("BYU") websites may provide links to third party websites that have their own terms of use, privacy policies, and security practices. The inclusion of any third party links is for convenience and general information purposes only and does not necessarily imply a recommendation or endorse the views expressed within them. Further, neither BYU nor The Church of Jesus Christ of Latter-day Saints has any control over the nature, content, or availability of these third party sites.

I acknowledge that although I may use my Church Account to sign in to my BYU account, neither BYU nor The Church of Jesus Christ of Latter-day Saints (1) endorses any third party website nor the content of such websites that I can access through my BYU account and (2) makes any representations or warranties of any kind, express or implied, about the completeness, accuracy, reliability, suitability or availability with respect to any third party website or the information, products, services, or related graphics contained on such website for any purpose.

**Acknowledge and Agree**

**Decline**



16. Sign into your church account (The Church of Jesus Christ of Latter-Day Saints) using your church Username and password.

## Sign In

Username


☐ Remember me

Next

[I forgot my username or password.](#)

---

Don't have an account? [Sign up](#)



Password

Password

Verify

By clicking "Verify" I agree to the [Terms of Use](#) (Updated 2021-04-13) and have read the [Privacy Notice](#) (Updated 2021-04-06).

[I forgot my username or password.](#)

[Back to sign in](#)

17. Once you have linked both accounts, you will need to go to the website:  
<https://endorse.byu.edu>. You will now be able to start the endorsement application.

Select, "Apply to BYU (including Salt Lake Center and Graduate Studies). Continue and click on "BEGIN".

# Welcome to the BYU Endorsement System

## I need an ecclesiastical endorsement to:

Please select the option that best describes you.

☒ Apply to BYU (including Salt Lake Center, ELC, and Graduate Studies).

☐ Complete my mission deferment for BYU.

☐ Apply for graduation from BYU and am not currently enrolled at BYU.

☐ Continue enrollment at BYU.

☐ For another reason, not listed above.

BEGIN

For your first interview, you will have the following options: 1. Interview with the leader of your own religion or 2. Interview with the Latter-day Saint Bishop of the ward in which you currently reside.

### OPTION 1: COMPLETE FIRST INTERVIEW WITH YOUR OWN RELIGIOUS LEADER:

18. Read The Church Educational System (CES) statement, if you agree, click on "I have read and understand the above".

**If you are interviewing with your ecclesiastical leader of your religion or congregation, select "I will interview with my own religious leader"** and proceed to "BEGIN MY ENDORSEMENT PROCESS".


# Start Endorsement

The Church Educational System (CES) is sponsored by The Church of Jesus Christ of Latter-day Saints (Church) and directed by the Church Board of Education/Boards of Trustees, with the mission to develop disciples of Jesus Christ who are leaders in their homes, the Church, and their communities.

Because you are not a member of the Church of Jesus Christ of Latter-day Saints, you have the option of completing a religious recommendation known as an 'ecclesiastical endorsement' from either your own religious leader or a bishop or branch president of the Church and have an interview with the chaplain of the school to which you are applying.

You are responsible for scheduling appointments and ensuring that your religious recommendation is complete by the deadline.

☒ I have read and understand the above

-  ☒ I will interview with my own religious leader
- ☐ I will interview with a bishop or branch president of the Church of Jesus Christ of Latter-day Saints

**BEGIN MY ENDORSEMENT PROCESS**

**19.** You will need to click “**PRINT THESE INSTRUCTIONS**” to be able to print the following endorsement form for your congregation/religion ecclesiastical leader will need to sign. **You cannot proceed to the next step of the endorsement unless you select “PRINT THESE INSTRUCTIONS” on the website. By selecting this tab, you will be able to proceed with the second part of the endorsement process which is providing your contact information to the BYU Chaplain who will complete your second required interview.**

THE CHURCH OF  
**JESUS CHRIST**  
OF LATTER-DAY SAINTS

**Ecclesiastical Endorsement Form for:**  
*Individuals who are not members of The Church of Jesus Christ of Latter-day Saints*

Applicant/Student Full Legal Name

Date of Birth (MM/DD/YYYY)

Applicant/Student Personal Email

Mobile Phone Number

**1. Process for non-Latter-day Saint student endorsements**

*Note to Interviewer:* Please explain that Brigham Young University, BYU–Hawaii, BYU–Idaho, and Ensign College are all sponsored by The Church of Jesus Christ of Latter-day Saints and are part of the Church Educational System (CES). The CES institutions of higher education are founded on the gospel of Jesus Christ and exist to develop disciples of Jesus Christ who are leaders in their homes, the Church, and their communities. Both prospective and continuing non-Latter-day Saint students must be interviewed and endorsed by their ecclesiastical leaders.

- *New* non-Latter-day Saint student applicants must receive an endorsement from:
  - The individual's pastor/faith leader, or a local Latter-day Saint bishop, *AND*
  - The CES institution's chaplain
- *Returning* non-Latter-day Saint students must receive an annual endorsement from the CES institution's chaplain.

**2. Endorsement Questions for New and Continuing non-Latter-day Saint students**

1. Please explain your desire to attend [*interviewer insert the appropriate school's name*].
2. Enrollment in a CES institution comes with an expectation of spiritual development and scripture study. Will you incorporate these as part of your educational experience?
3. Do you strive to be honest in all that you do, including keeping the commitments you have made?
4. The Church of Jesus Christ of Latter-day Saints believes that God has revealed a commandment called the Word of Wisdom, which outlines healthy practices and prohibits substances which are not good for the human body. If enrolled, you will be expected to abstain from alcoholic beverages, tobacco, tea, coffee, vaping, marijuana, and substance abuse. Will you follow these standards while you are enrolled?
5. The Church of Jesus Christ of Latter-day Saints believes that marriage between a man and a woman is ordained of God. Living a chaste life includes abstinence from sexual relations except within a lawful marriage between a man and a woman and then complete fidelity to one's spouse after marriage. Additionally, individuals should strive to be morally clean in their thoughts, words, and actions. Will you obey the law of chastity while you are enrolled?
6. If you are admitted and enroll, you will be expected to refrain from condemning or advocating against the Church and its teachings, practices, and leaders. Will you refrain from doing so?

**Ecclesiastical Leader Endorsement**

☐ **Yes, I endorse this individual**

☐ **No, I do not endorse this individual**

Name of Congregation

Ecclesiastical Office/Church Position

Ecclesiastical Leader Name (Print)

Phone Number

Ecclesiastical Leader Signature


**Please Note:** Leaders should send this completed form to: [CES-endorsement@ChurchofJesusChrist.org](mailto:CES-endorsement@ChurchofJesusChrist.org)


**On this same page, you will need to write your phone number including the country and area/city code (NOT POSTAL CODE). The BYU Chaplain will call you from the United States and needs the country code and phone area code to place an international phone call. You will also need to type your email address and date of birth then click "FINISH".**

Please **PRINT THESE INSTRUCTIONS** and take them to your interview with your leader. They will need to follow these instructions to submit the form.

You will need a second interview with the University Chaplain. He will be in contact with you once the form has been submitted by your leader.

Please provide your contact info so the University Chaplain can contact you.

**Phone Number**    
Invalid phone number format

**Email**  

**Birthday**

[BACK](#) [FINISH](#)

20. Schedule and complete the first interview with the leader of your church of congregation. Once you have completed the first interview, your leader will need to complete and sign the endorsement form. The completed signed endorsement form will need to be emailed to [CES-endorsement@ChurchofJesusChrist.org](mailto:CES-endorsement@ChurchofJesusChrist.org)
21. Once the clearance office of The Church of Jesus Christ of Latter-Day Saints receives the endorsement form, they will enter first interview in the endorsement system. The BYU Chaplain, James Slaughter will contact you via phone call or email to schedule the second interview required. Please make sure to check your email often or respond to the BYU Chaplain's phone call which will come from a phone number from BYU, Provo, Utah, United States.
22. Once you have completed the endorsement with the BYU Chaplain, please email us at [elcsec@byu.edu](mailto:elcsec@byu.edu) to inform us of the endorsement completion. We will review the endorsement system to make sure that the endorsement was reported correctly.

## OPTION 2: COMPLETE FIRST INTERVIEW WITH A BISHOP OF THE CHURCH OF JESUS CHRIST OF LATTER-DAY SAINTS:

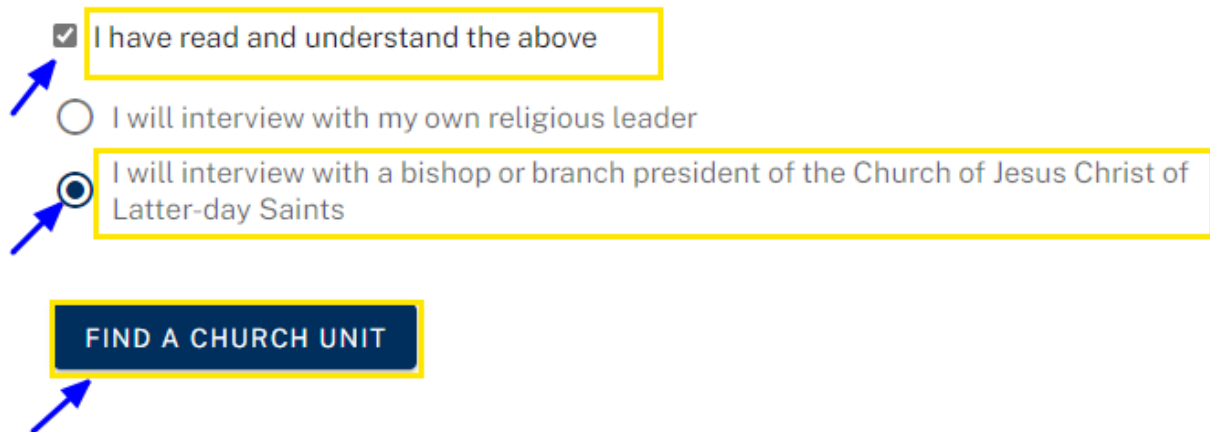
If you do not wish to interview with the ecclesiastical leader of your own religion or congregation, you can select the second option: “I will interview with a Bishop or Branch President of The Church of Jesus Christ of Latter-day Saints” then select “FIND CHURCH UNIT”.

## Start Endorsement

The Church Educational System (CES) is sponsored by The Church of Jesus Christ of Latter-day Saints (Church) and directed by the Church Board of Education/Boards of Trustees, with the mission to develop disciples of Jesus Christ who are leaders in their homes, the Church, and their communities.

Because you are not a member of the Church of Jesus Christ of Latter-day Saints, you have the option of completing a religious recommendation known as an ‘ecclesiastical endorsement’ from either your own religious leader or a bishop or branch president of the Church and have an interview with the chaplain of the school to which you are applying.

You are responsible for scheduling appointments and ensuring that your religious recommendation is complete by the deadline.



The form contains three main elements: a checked checkbox for 'I have read and understand the above', a radio button for 'I will interview with my own religious leader', and a selected radio button for 'I will interview with a bishop or branch president of the Church of Jesus Christ of Latter-day Saints'. Below these is a blue button labeled 'FIND A CHURCH UNIT'. Blue arrows point to the checked checkbox, the selected radio button, and the 'FIND A CHURCH UNIT' button.

☒ I have read and understand the above

☐ I will interview with my own religious leader

☒ I will interview with a bishop or branch president of the Church of Jesus Christ of Latter-day Saints

**FIND A CHURCH UNIT**

Click on “CHURCH MAP” to locate the name of the Ward that is closest to your residential address.



## Church Unit Locator

Search by any of the following:

[CHURCH UNIT MAP](#)

Unit Name

Leader First Name

Leader Last Name

You can use an \* to search for parts of the name you don't know; for example, 'YSA\*' will find all units whose names begin with 'YSA'. Do not include the words 'Ward' or 'Branch' in the Unit Name.

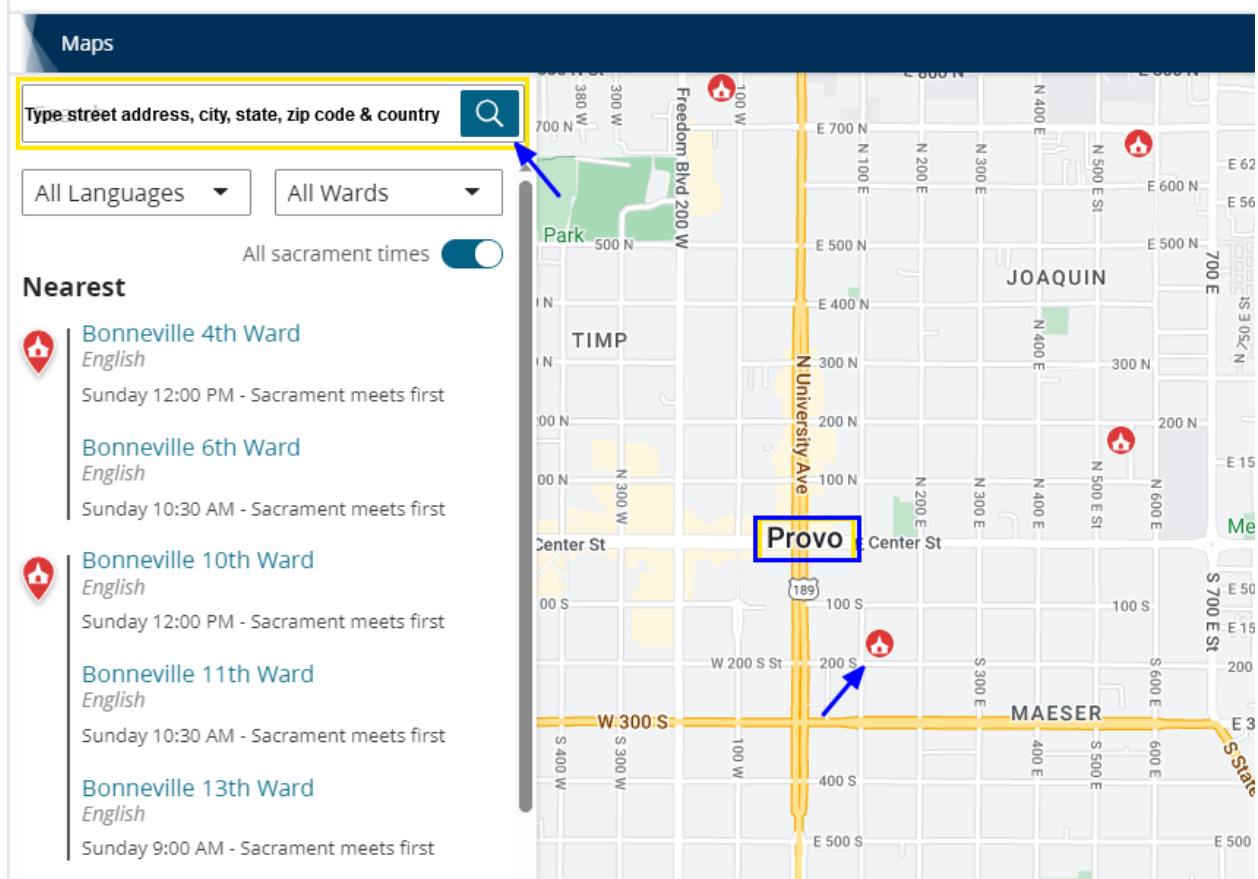
CLEAR

SEARCH

**Type your street address, including city, state, postal code, and country then click on the search button.**

**Once you have clicked on the search button, you will be able to see the names of the wards closest to your location and see the proximity of the ward closest to you on the map.**

**Make sure you write the ward information, the name of the bishop and phone number. You will be able to see the ward information and bishop's name and phone number once you click on the ward that is nearest to your home address.**



Go back to the endorsement page and type the name of the nearest ward. From the example of the map above, I typed “Bonneville 4<sup>th</sup>”. Do not type the word, “ward”. If you include the words “wards” or “branch”, the system will not recognize the unit name.

## Church Unit Locator

Search by any of the following:

**Unit Name** CHURCH UNIT MAP

Type the name of the ward. For example, Boneville 4th Ward would be typed as “Boneville 4th” (do not include the word “ward”)

**Leader First Name**

**Leader Last Name**

You can use an \* to search for parts of the name you don't know; for example, 'YSA\*' will find all units whose names begin with 'YSA'. Do not include the words 'Ward' or 'Branch' in the Unit Name.

**CLEAR** **SEARCH**

Click on “SEARCH” after you have written the name of the ward nearest to you.

## Church Unit Locator

Search by any of the following:

CHURCH UNIT MAP

Unit Name



Bonneville 4th

Leader First Name

Leader Last Name

You can use an \* to search for parts of the name you don't know; for example, 'YSA\*' will find all units whose names begin with 'YSA'. Do not include the words 'Ward' or 'Branch' in the Unit Name.

CLEAR

SEARCH



The bishop in the area will receive an email that an endorsement was requested. If you wrote down the ward information, bishop name and phone number. You can follow up and call the Bishop to ask if he will be able to set a time to interview you. If the bishop agrees to interview you, he will report the first interview in the endorsement system. Once the first interview is reported in the system, the BYU Chaplain in Provo, Utah will be able to contact you to complete the second interview.

Please email us at [elcsec@byu.edu](mailto:elcsec@byu.edu) once the BYU Chaplain confirms that your second interview has been reported.

If you have any questions, please let us know. We have very limited access to the endorsement system, but we will do our best to answer your questions.

Thank you,