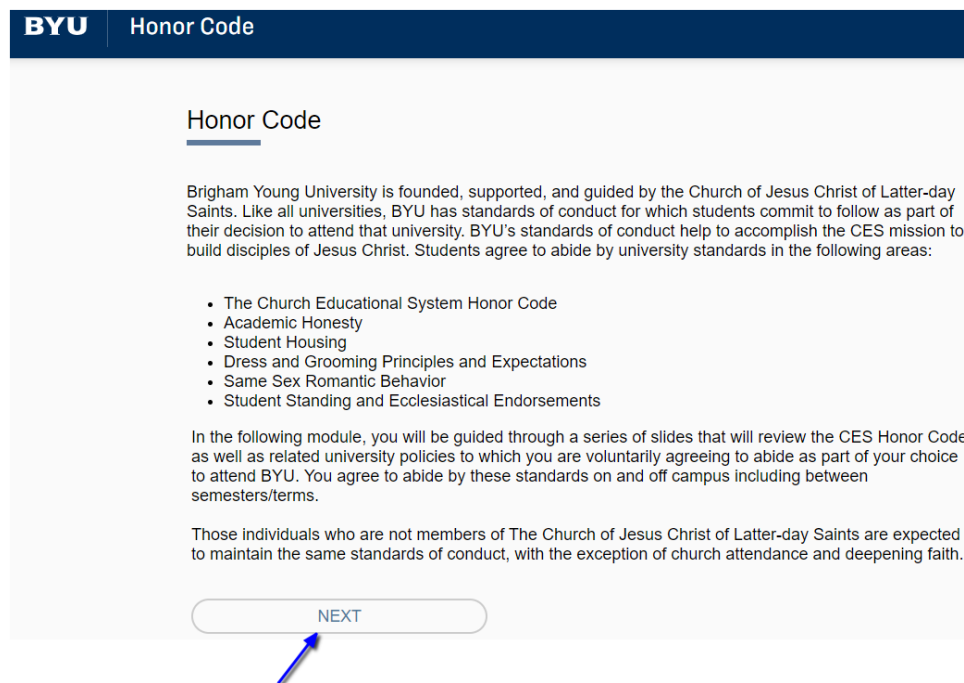


Si usted sea miembro de La Iglesia de Jesucristo de los Santos de los Últimos Días, siga las instrucciones que siguen para completar el requisito de la aprobación eclesiástica y completar su solicitud de ELC.

Para iniciar el proceso de aprobación eclesiástica o endorsement, primero deberá visitar el siguiente sitio web para aceptar el código de honor de BYU:

<https://commtech.byu.edu/auth/honor/>

1. Inicie sesión con su Net ID (nombre de usuario) y contraseña. Haga clic en "NEXT" O "SIGUIENTE" para continuar con el Código de honor de BYU.:



1. Deberá hacer clic en cada regla del código de honor de BYU, Honestidad Académica, Alojamiento para Estudiantes, Principios y Expectativas de Vestimenta y Aseo, Comportamiento Romántico entre Personas del Mismo Sexo y Posición Estudiantil y Respaldos Eclesiásticos. Una vez que haya revisado cada regla, deberá marcar ***"I have reviewed the information contained in the links above and agree to follow these university policies."*** o "He revisado la información contenida en los enlaces anteriores y acepto seguir estas reglas universitarias". Haga clic en "NEXT" o SIGUIENTE para continuar.

## Selected Campus Policies

University leadership, including the Church Educational System Commissioner's Office, has provided clarifications and related policies that are part of the Honor Code commitment.

- Academic Honesty
- Student Housing
- Dress and Grooming Principles and Expectations
- Same Sex Romantic Behavior
- Student Standing and Ecclesiastical Endorsements

☒ I have reviewed the information contained in the links above and agree to follow these university policies.

NEXT

2. Deberá revisar el código de honor del Sistema Educativo de la iglesia. Después de haber revisado la información, deberá marcar la casilla si comprende el código de honor y las reglas y estándares relacionados. Haga clic en "NEXT" o siguiente.

## Church Educational System Honor Code

The Church Educational System (CES) is sponsored by The Church of Jesus Christ of Latter-day Saints (Church) and directed by the Church Board of Education/Boards of Trustees, with the mission to develop disciples of Jesus Christ who are leaders in their homes, the Church, and their communities.

The CES Honor Code helps to accomplish the CES mission to build disciples of Jesus Christ. As faculty, administration, staff, and students voluntarily commit to conduct their lives in accordance with the principles of the gospel of Jesus Christ, they strive to maintain the highest standards in their personal conduct regarding honor, integrity, morality, and consideration of others. By accepting appointment, continuing in employment, being admitted, or continuing enrollment, each member of the campus communities personally commits to observe the CES Honor Code approved by the Board of Trustees:

- Maintain an Ecclesiastical Endorsement, including striving to deepen faith and maintain gospel standards
- Be honest
- Live a chaste and virtuous life, including abstaining from sexual relations outside marriage between a man and a woman. Living a chaste and virtuous life also includes abstaining from same-sex romantic behavior
- Abstain from alcoholic beverages, tobacco, tea, coffee, vaping, marijuana, and other substance abuse
- Participate regularly in Church services
- Respect others, including the avoidance of profane and vulgar language
- Obey the law and follow campus policies, including the CES Dress and Grooming standards
- Encourage others in their commitment to comply with the Honor Code and Dress and Grooming standards

☒ I understand the Honor Code and the related policies and standards of BYU and that my obligation is to live all aspects of the Honor Code and the related policies and standards, both on and off campus and between semesters/terms.

NEXT

3. Ahora podrá iniciar el proceso de endorsement. Haga clic en :START ENDORSEMENT".

## Church Educational System Honor Code

Now that you have committed to live by the CES Honor Code and follow university policies, to request an ecclesiastical endorsement, click the link below to get started.

START ENDORSEMENT

4. Deberá vincular su cuenta de la iglesia (La Iglesia de Jesucristo de los Santos de los Últimos Días) con su cuenta de BYU. Tiene que seleccionar, el enlace que se encuentra en esa misma página web, [myaccount.byu.edu](https://myaccount.byu.edu).

# Welcome to the BYU Endorsement System

## I need an ecclesiastical endorsement to:

Please select the option that best describes you.

- ☐ Apply to BYU (including Salt Lake Community College)
- ☐ Complete my mission deferment
- ☐ Apply for graduation from BYU
- ☐ Continue enrollment at BYU
- ☐ For another reason, not listed above.

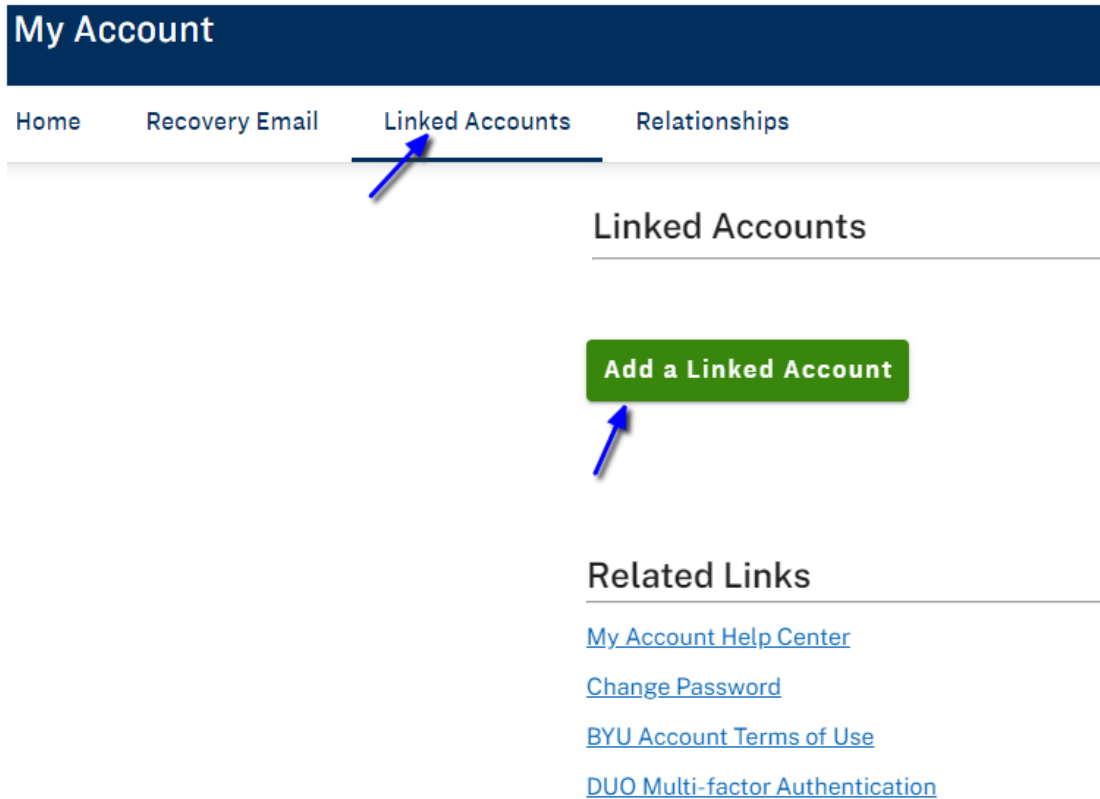
BEGIN

### ⚠ Account Not Federated

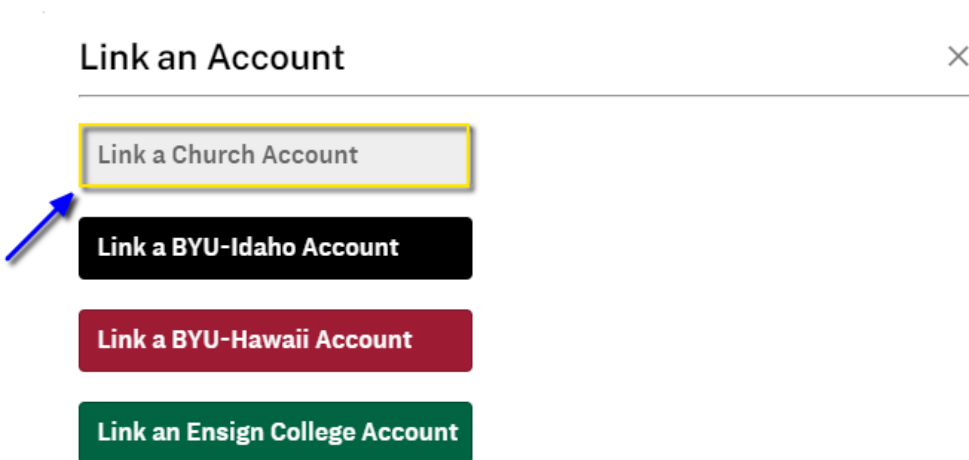
Your Church account is not federated with your BYU account. Please federate to complete an Endorsement request by going to [myaccount.byu.edu](https://myaccount.byu.edu)

MYACCOUNT

5. Será dirigido a otra pantalla donde podrás vincular la cuenta de la iglesia y la cuenta de BYU. En el menú superior, seleccione “Linked Accounts” o cuentas vinculadas. Haga clic en la pestaña verde, “Add a Linked Account”.



6. Seleccione “Link a Church Account” para vincular las dos cuentas.



7. Revise los términos de uso. Si está de acuerdo, haz clic en la pestaña azul, **"Acknowledge and Agree"**.

### *Terms of Use*



Brigham Young University ("BYU") websites may provide links to third party websites that have their own terms of use, privacy policies, and security practices. The inclusion of any third party links is for convenience and general information purposes only and does not necessarily imply a recommendation or endorse the views expressed within them. Further, neither BYU nor The Church of Jesus Christ of Latter-day Saints has any control over the nature, content, or availability of these third party sites.

I acknowledge that although I may use my Church Account to sign in to my BYU account, neither BYU nor The Church of Jesus Christ of Latter-day Saints (1) endorses any third party website nor the content of such websites that I can access through my BYU account and (2) makes any representations or warranties of any kind, express or implied, about the completeness, accuracy, reliability, suitability or availability with respect to any third party website or the information, products, services, or related graphics contained on such website for any purpose.

**Acknowledge and Agree**

**Decline**



8. Ahora inicie la sesión con su nombre de usuario de su cuenta y contraseña de la iglesia (The Church of Jesus Christ of Latter-Day Saints).

## Sign In

Username


☐ Remember me

Next

[I forgot my username or password.](#)

---

Don't have an account? [Sign up](#)



Password

Password

Verify

By clicking "Verify" I agree to the [Terms of Use](#) (Updated 2021-04-13) and have read the [Privacy Notice](#) (Updated 2021-04-06).

[I forgot my username or password.](#)

[Back to sign in](#)

9. Ya que haya vinculado las dos cuentas, deberá ir a la página web: <https://endorse.byu.edu>. Ahora podrá iniciar la solicitud o petición de endorsement.

Elija, “Apply to BYU (including Salt Lake Center, ELC and Graduate Studies)” y haga clic en la pestaña azul, “BEGIN” o comenzar.

# Welcome to the BYU Endorsement System

## I need an ecclesiastical endorsement to:

Please select the option that best describes you.

☒ Apply to BYU (including Salt Lake Center, ELC, and Graduate Studies).

☐ Complete my mission deferment for BYU.

☐ Apply for graduation from BYU and am not currently enrolled at BYU.

☐ Continue enrollment at BYU.

☐ For another reason, not listed above.

BEGIN

10. Para comenzar la petición de endorsement: Lea a declaración del Sistema Educativo de la Iglesia (CES), si está de acuerdo, haga clic en “I have read and understand the above”, y proceda a “BEGIN MY ENDORSEMENT PROCESS” o comenzar mi endorsement.

## Start Endorsement

The Church Educational System (CES) is sponsored by The Church of Jesus Christ of Latter-day Saints (Church) and directed by the Church Board of Education/Boards of Trustees, with the mission to develop disciples of Jesus Christ who are leaders in their homes, the Church, and their communities.

Applicants who are members of the Church of Jesus Christ of Latter-day Saints must receive an endorsement from the priesthood leaders of their unit of record. In most cases, this means you need to visit with your bishop or branch president and with a member of your stake or mission president.

You should engage with your priesthood leaders to ensure your endorsement is complete by the deadline.



A screenshot of a web form. At the top, there is a checkbox with a checkmark inside, followed by the text "I have read and understand the above". Below this, there is a dark blue button with white text that says "BEGIN MY ENDORSEMENT PROCESS". Two blue arrows point to the checkbox and the button respectively.

11. Como estudiante Santo de los Últimos Días, solo puede recibir el endorsement del obispo del barrio al que pertenece o del barrio que posee su cédula de miembro.
12. Ya que haya completado la petición de endorsement, su obispo recibirá la petición por correo electrónico. Si el obispo no le contacta, deberá de contactarle Ud. y pedirle la primera entrevista.
13. Cuando el obispo le haya entrevistado y su obispo haya reportado la primera entrevista, podrá llamar a su estaca para pedir la segunda entrevista con su presidente de estaca.

Solo tenemos acceso a información muy limitada en el sistema de endorsement, pero si tiene alguna pregunta, haremos todo lo posible para responderla.

Gracias,

BYU ELC